

# GENIE® ACCESSORIES

CUSTOMIZE YOUR EQUIPMENT FOR THE JOB



**Genie**®  
A TEREX BRAND

**QUALITY** BY DESIGN

LEARN MORE AT [GENIELIFT.COM](http://GENIELIFT.COM)

# Table of Contents

## Genie® Accessories

Table of Contents	2
Genie Accessories Introduction	3
Genie Boom Lift Accessories	
Tech Pro™ Link	4
Auxiliary Rail	4
Lift Tools™ Panel Cradle	5
Pipe Cradle	5
Lift Guard™ Contact Alarm	6
Lift Guard Fall Arrest Bar	6
Operator Protective Structure	6
Lift Guard Platform Mesh-Full	7
Lift Guard Platform Mesh-Half	7
Booms Tool Tray	8
Platform Control Box Cover	8
Lift Tools™ Expo Installer	9
Lift Tools Access Deck-Booms	9
Genie Scissor Lift Accessories	
Lift Tools Material Carrier	10
Lift Tools Access Deck-Scissor Lifts	10
Lift Tools Spill Guard	11
Lift Tools Work Tray	11
Genie Telehandler Accessories	
Fire Extinguisher	12
Flashing Beacon	12
Rear Proximity Alarm	12
Oil Pan Heater	13
Engine Block Heater	13
Hydraulic Quick Attach Coupler	13
Road Lights	14
Work Lights	14
GTH™ Backup Camera	14

## Genie Aerial Work Platform Accessories

Outreach Package	15
Dual Bike Hooks	15
Fluorescent Tube Caddy	15
Operational Warning Light and Descent Alarm Package	15
Genie Material Lift Accessories	
Platform Cradle Package	16
20 lb (9 kg) CO <sub>2</sub> tank	16
Aluminum Ladder	16
Captive Stabilizer	16
Flat Forks	16
Boom Option (GL™)	17
Standard Forks	17
Adjustable Forks	17
Boom Option	17
Load Platform	17
Fork Extensions	17
Notes	18 & 19

## Contact Our Parts Department

Phone: (877) 367-5606  
Fax: (888) 274-6192  
Email: [AWP.PartsSalesPO@terex.com](mailto:AWP.PartsSalesPO@terex.com)

# Increase Your Productivity

A variety of accessories are available to help maximize safe productivity while operating Genie® equipment. It pays to understand what's available so you can set yourself apart. In fact, you count on a selection of practical, adaptable accessories because they are critical – sometimes required – on certain jobsites. Consider what Genie has to offer.



*\*Lift Tools™ Material Carrier*

# Genie® Boom Lift Accessories

Our commitment doesn't end when you purchase a boom. We offer accessories that add to the quality you receive when you choose Genie.



## Tech Pro™ Link

Allows users to monitor a machine's gauges, including engine temperature, oil pressure, fuel levels and battery voltage, calibrate the machine, make speed adjustments during pre-operation inspection, get service alerts and reminders, track maintenance intervals, receive fault code information and so much more – all from the palm of your technician's hand.



## Auxiliary Rail

The auxiliary top rail platform accessory is an additional railing system that can be quickly and easily mounted on the outside of a Genie boom's standard platform rails. This railing system adds an extra measure of security for the operator when working at height.

PART NUMBER	AVAILABLE ON
1276686GT KIT, TECHPRO LINK	<p>CAN-enabled control systems:</p> <ul style="list-style-type: none"> <li>Mid-sized Genie® S® telescopic Xtra Capacity™ (XC™) booms.</li> <li>Genie Booms with a Plus1 control system such as the Z®-33/18, Z-40/23 N and Z-60 FE.</li> <li>Genie GS™ scissor lifts &amp; GR's equipped with SmartLink™ control systems.</li> </ul>
1275740GT TECHPRO SMART LINK RETROFIT CABLE	Slab scissors and GR™ products manufactured from mid-2014 to early-2019 without the Tech Pro connector.

PART NUMBER	AVAILABLE ON
122278GT 6 ft (1.8 m) platform with swing gate	Z-30/20N, Z-34/22 DC & IC, Z-40/23N, Z-45/25 DC&RT, Z-45 XC™, Z-60/37 DC & FE, Z-62/40, Z-80/60, ZX™-135/70, S-40/45 XC, S-60/65 XC, S-80/85 XC, SX™-105 XC, SX-125 XC, SX-135 XC
122279GT 8 ft (2.4 m) platform w/ swing gate	



### Lift Tools™ Panel Cradle

For use lifting drywall, glass panes, plywood and other material that comes in panels up to 250 lbs. (113.4 kg). The panel cradle allows operators to place materials outside of the platform for access at height. Includes the cradle, two foam cushions and load retaining strap. The combined weight of attachment, panels, occupants and tools must not exceed the platform rated capacity.

PART NUMBER	AVAILABLE ON
1298841GT	Z <sup>®</sup> -45 DC/BE (to serial number Z4525F-62000), Z-45 XC™, Z-60, Z-62, Z-80, ZX™-135, S <sup>®</sup> -40/45 XC, S-60/65 XC, S-60X, S-60/65 TraX™, S-80/85 XC, S-80/85 HF, S-80X, SX™-105 XC, SX-125 XC, SX-135 XC

\* Not compatible with the old style bolt on platform toeboards, for platforms with the bolt on toeboard and for most platforms manufactured before 2016, use P/N 77683GT



### Pipe Cradle

This accessory reduces the risk of fatigue by providing a secure way to lift pipes when working from an S- or Z- boom lift. Genie pipe cradles deliver stability and rigidity with a robust design which transfers the load away from the guard rails and onto the platform deck. The pipe cradle assembly mounts easily to the platform guardrails with U-bolts and rests on the floor of the platform when installed.

PART NUMBER	AVAILABLE ON
56572GT - Kit	Z-30/20N, Z-34/22, Z-40/23N, Z-45/25, Z-45 XC, Z-51/30J, Z-60 DC/FE, Z-62/40, Z-80/60, ZX-135/70, S-40 XC, S-45 XC, S-60X, S-60 J, S-60 TraX, S-60 XC, S-65 TraX, S-65 XC, S-80 J, S-80X, S-80 XC, SX-105 XC, SX-125 XC, SX-135 XC, SX-150, SX-180
85300GT - Individual Pipe Cradle	

= Factory Installed  
 = Aftermarket

# LIFT GUARD™

As Genie® protective solutions continue to evolve, Genie Lift Guard™ products are a generation of accessories that can, in some circumstances, provide additional operator protection while working at height. Genie Lift Guard secondary guarding accessories are simple to use, and when used in conjunction with operator training required by industry standards worldwide, can enhance safe work practices on aerial jobsites.



## Contact Alarm

Engineered as an electronic secondary guarding system, the Genie® Lift Guard™ Contact Alarm System is designed to stop boom functions and alert ground personnel when an operator makes contact with the activation cable. This new feature is configured as a standard accessory on new Genie Z® (articulated) and S® (telescopic) boom lifts, and it is retrofit able on booms dating back to 2006.

PART NUMBER	AVAILABLE ON
1279134GT - 6 ft (1.8 m) - 8 ft (2.4 m) platform ALC1000	All S® and Z® booms
1279135GT - 6 ft (1.8 m) - 8 ft (2.4 m) platform NON-ALC1000	

*\*Most models are backwards compatible. Please check your parts manual.*



## Fall Arrest Bar

The Genie Fall Arrest Bar has a sliding track, which is designed to allow the operator to be anchored with a fall arrest lanyard while providing them the ability to move freely on an adjacent structure while outside of the platform. Attaches quickly and easily for fast setup and removal. Track assembly de-rates the maximum platform capacity by 50 lb (22.68 kg).

PART NUMBER	AVAILABLE ON
1256377GT - 8 ft (2.4 m) Word decal	6-ft (1.8 m) or 8-ft (2.4 m) platforms
1256378GT - 6 ft (1.8 m) Word decal	
1261018GT - 8 ft (2.4 m) French decal	
1261019GT - 6 ft (1.8 m) French decal	

*\*Cannot be used with Panel Cradle*



## Operator Protective Structure (OPS)

Bolting directly to the platform, this secondary guarding device helps provide additional protection to the operator from overhead obstacles on a work site. The Genie OPS is made of high strength tubular steel and allows for excellent visibility and work range.

PART NUMBER	AVAILABLE ON
219158GT	Z-45 XC™ Z-45/25 DC, Z-60/37 DC & FE, Z-62/40, Z-80/60, ZX™ - 135/70, S-40/45 XC, S-60/65 XC, S-80/85 XC, SX™ - 105 XC, SX-125 XC, SX-135 XC, SX-150, SX-180

 = Factory Installed  
 = Aftermarket

# LIFT <sup>^</sup> GUARD™ | PLATFORM MESH

Prevent dropped objects with these full-height and half-height aluminum mesh panels. These durable, yet lightweight panels attach securely to your platform for a lasting solution.



## Full Mesh Platform

Covers all four sides of the platform, from the floor to the top rail, without obstructing the lanyard attachment points on the rail.




## Half Mesh Platform

A swing gate allows operators to enter and exit the platform without having to duck under a sliding midrail. This can make a big difference especially with tools or materials in hand.

PART NUMBER	AVAILABLE ON
1286622GT - 6 ft (1.8 m) full mesh, side gate	6-ft (1.8 m) or 8-ft (2.4 m) platforms
1283049GT - 8 ft (2.4 m) full mesh, side gate	
1290895GT - 6 ft (1.8 m) full mesh, front gate	
1290896GT - 8 ft (2.4 m) full mesh, front gate	

PART NUMBER	AVAILABLE ON
1275282GT - 6 ft (1.8 m) half mesh, side gate	6-ft (1.8 m) or 8-ft (2.4 m) boom platforms
1275281GT - 8 ft (2.4 m) half mesh, side gate	
1290893GT - 6 ft (1.8 m) half mesh, front gate	
1290894GT - 8 ft (2.4 m) half mesh, front gate	


= Factory Installed  
 = Aftermarket



### Booms Tool Tray

Designed to help eliminate clutter and potential tripping hazards by providing operators and workers with a convenient place to store their tools, fasteners and small materials in the platform.

PART NUMBER	AVAILABLE ON
1275089GT	All S <sup>®</sup> boom lifts and all Z <sup>®</sup> boom lifts from the Z-45 and up



### Platform Control Box Cover

This accessory helps prevent loose debris from getting into the control box by closing overtop of the machine's platform controls.

PART NUMBER	AVAILABLE ON
102854GT	Z <sup>®</sup> -30/20, Z-34/22, Z-40/23, Z-45/25, Z-45 XC <sup>™</sup> , Z-60/37 DC & FE, Z-62/40, Z-80/60, ZX <sup>™</sup> -135/70, S <sup>®</sup> -40/45 XC, S-60 XC, S-65 XC, S-80 XC, S-85 XC, SX <sup>™</sup> -135 XC

*\*Standard feature on the SX-105 XC and SX-125 XC.*

 = Factory Installed  
 = Aftermarket



# LIFT<sup>^</sup>TOOLS™

Genie® Lift Tools™ accessories are productivity tools designed to make operators more efficient when working at height. These accessories also promote best practices for safe use and increased performance while operating Genie booms.



## Expo Installer

An indoor-use only aftermarket accessory that allows for precise, easy placement of signs, banners and hanging decor. This accessory is designed to make operators more efficient when working at height.

PART NUMBER	AVAILABLE ON
1285719GT - 6-ft (1.8 m) KIT ANSI/CSA, Word Decals	Z <sup>®</sup> -45/25J, Z-45/25J RT, Z-45/25 RT, Z-45 XC™, Z-51/30J RT, Z-60/37 DC & FE, Z-62/40, S <sup>®</sup> -40/45 XC, S-60/65 XC compatible with single entry and side-entry swing gate platforms (manufactured after 2015).
1290034GT - 6-ft (1.8 m) KIT CSA, French Decals	
1288801GT - 8-ft (2.4 m) KIT ANSI/CSA, Word Decals	
1290036GT - 8-ft (2.4 m) KIT CSA, French Decals	



## Access Deck - Booms

Provides operators with an approved secondary surface to work from, elevating them 22 in (0.56 m) above the platform floor, with a 300 lb (136 kg) load capacity. Attached to the platform midrail, this additional access enables operators to get into restricted spaces to increase productivity.

PART NUMBER	AVAILABLE ON
1291798GT	8-ft (2.4 m) boom platforms with tri-entry gate or side-entry swing gate (manufactured after 2015)
1293700GT	6-ft (1.8 m) boom platforms with side entry swing gate

 = Factory Installed  
 = Aftermarket

# Genie® Scissor Lift Accessories

Customize your scissor lift for specific jobsite needs.



## Lift Tools™ Material Carrier

Ideal for use in applications that require lifting materials to height, such as tilt-up construction, post-frame building construction, fire suppression installation, HVAC installation, rooftop contracting and facility maintenance. This accessory is suitable for a multitude of material types, including lumber, pipe, HVAC materials, siding and plate material.



## Lift Tools Access Deck


Provides operators with a secondary work surface to elevate them above the platform floor for a productive solution to access hard-to-reach areas. This additional deck has a 225-lb (102 kg) capacity, and installs to the inside of the extension deck guardrails. It is designed with a collapsible guardrail to ensure uninhibited maneuverability for operators using this new accessory.

PART NUMBER	AVAILABLE ON
1288239GT	GS™-2669 DC, GS-2669 RT, GS-3369 DC, GS-3369 RT, GS-4069 DC, GS-4069 RT, GS-3390, GS-4390, GS-5390

PART NUMBER	AVAILABLE ON
1291517GT	GS-1930, GS-1932

 = Factory Installed

 = Aftermarket



### Lift Tools Spill Guard

This option reduces the risk of costly hydraulic leaks, allowing you to work over sensitive surfaces without concern. This accessory can be field retrofitted in less than fifteen minutes. It only requires a one-time installation with easily replaceable absorbent pads.

PART NUMBER	AVAILABLE ON
1304508GT	GS™-1330m



### Lift Tools Work Tray

Designed to help eliminate clutter and potential tripping hazards by providing operators and workers with a convenient place to store their tools, fasteners and small materials in the platform. It's durable, rotomolded design shares commonality with the tool tray available on Genie boom lifts.

PART NUMBER	AVAILABLE ON
1298461GT	All A92.20 compliant Genie GS slab scissor lift models except the GS-1330m

 = Factory Installed  
 = Aftermarket

# Genie® Telehandler Accessories


Get more and do more without having to buy additional machinery. Just add one, two or more of the available accessories for your Genie® telehandler to get more productivity from a single unit. Accessories add job flexibility and improve efficiency.



## Fire Extinguisher

An extra safety feature available for your Genie Telehandler

PART NUMBER	AVAILABLE ON
123563GT	GTH™-5519, GTH-636, GTH-844, GTH-1056, GTH-1256 and GTH-1544



## Flashing Beacon

These orange flashing lights mounted to the top of the telehandler's cab, warn workers when the telehandler is in motion or operation.

PART NUMBER	AVAILABLE ON
58.1701.4047GT	GTH-5519, GTH-636, GTH-844, GTH-1056, GTH-1256 and GTH-1544



## Rear Proximity Alarm

This accessory uses sensors to identify any potential obstacles within close radius to the back of the machine and alerts the operator via visual and audio warnings.


PART NUMBER	AVAILABLE ON
1257987GT - Sensor	GTH-5519, GTH-636, GTH-844, GTH-1056, GTH-1256 and GTH-1544
1257988GT - Display	
1275497GT - Kit	

= Factory Installed  
 = Aftermarket



### Oil Pan Heater

For use in cold weather conditions, the Oil Pan Heater aids in machine start up by keeping the engine oil warmed while the machine is not in use.



### Engine Block Heater

For use in cold weather conditions the Engine Block Heater aids in machine start up by heating the engine coolant while the machine is not in use.



### Hydraulic Quick-Attach Coupler

With hydraulically activated retention pins, the Hydraulic Quick-Attach Coupler allows the operator to fully couple or de-couple an attachment from inside the cab without needing to manually remove or install the lower retention pin.

PART NUMBER	AVAILABLE ON
123518GT - Deutz/Perkins	GTH™-5519
128274GT - Deutz, 120V, 150W	

AVAILABLE ON
GTH-636, GTH-844, GTH-1056, GTH-1256 and GTH-1544

AVAILABLE ON
GTH-5519, GTH-1256 and GTH-1544

= Factory Installed  
 = Aftermarket



### Road Lights

Road lights include turn indicators and headlights, one reverse light and two rear lights for stop, turn and tail light functions.



### Work Lights

Increase productivity in low-light conditions with an optional work light, which functions as a headlight and a rear cab-mounted work light for visibility when maneuvering the machine into place.



### GTH™ Backup Camera

This kit includes a rear-facing camera and a screen monitor that mounts inside the cab. The camera integrates with the Rear Proximity Alarm to provide an on-screen overlay if an object is detected in the radar field. This option is currently only available on new production machines.

PART NUMBER	AVAILABLE ON
1264489GT KIT - GTH-636	GTH™-5519, GTH-636, GTH-844, GTH-1056, GTH-1256 and GTH-1544
215416GT KIT - GTH-1056	
215637GT KIT - GTH-844	

PART NUMBER	AVAILABLE ON
108332GT	GTH-5519, GTH-636, GTH-844, GTH-1056, GTH-1256 and GTH-1544
121801GT	

AVAILABLE ON
GTH-636, GTH-844 and GTH-1056

= Factory Installed  
 = Aftermarket

# Genie® Aerial Work Platform Accessories

Genie® aerial work platforms are easy to use and cost effective, making them the first choice for a wide range of applications. Each model offers a variety of accessories to customize your machine.



### Outreach Package

Provides over 2 ft (61 cm) of additional horizontal reach. Ideal for maneuvering up and over shelves, machinery and equipment.

PART NUMBER	AVAILABLE ON
124868GT	Available on Genie® IWP™-20S only



### Dual Bike Hooks

A convenient way to lift bicycles up to or down from high displays or warehouse shelving- no need for the operator to lift, maneuver or hold the bicycle in the platform.

PART NUMBER	AVAILABLE ON
145310GT - Symbol Decals	QS™ Models
145309GT - Word Decals	

*\*Not available with rear parcel tray*



### Fluorescent Tube Caddy

A convenient way to store multiple fluorescent lights in one location

PART NUMBER	AVAILABLE ON
38226GT	AWP™-20S, AWP-25S, AWP-30S, AWP-36S, AWP-40S, AWP-20S DC, AWP-25S DC, AWP-30S DC, IWP™-20S, IWP-25S, IWP-30S, GR™-12, GR-15, GR-20, GRC™-12

*\* Not available with EE Certification \*\*Not available on fiberglass platform*



### Operational Warning Light and Descent Alarm Package

The flashing light alerts operators when the machine is descending

AVAILABLE ON
AWP-20S, AWP-25S, AWP-30S, AWP-36S, AWP-40S, AWP-20S DC, AWP-25S DC, AWP-30S DC, IWP-20S, IWP-25S, IWP-30S

# Genie® Material Lift Accessories

These versatile lifts offer a large selection of accessories providing the opportunity to create just the lift you need.



## Platform Cradle Package

Available as an accessory to handle oddly-shaped items

PART NUMBER	AVAILABLE ON
20200GT	GH™ 3.8 and GH 5.6



## 20 lb (9 kg) CO<sub>2</sub> tank

The one size fits all bottle mounting bracket accepts any common CO<sub>2</sub> bottle size. This extra 20 lb (9 kg) CO<sub>2</sub> tank is available as an accessory.

PART NUMBER	AVAILABLE ON
2176GT	GH™ 3.8 and GH 5.6



## Aluminum Ladder

Attaching the sturdy aluminum ladder accessory makes your Genie lift a combination lift truck and stepladder for increased access to lifting and installation tasks.


PART NUMBER	AVAILABLE ON
37172GT	Standard and Straddle based models of GL™ -4, GL-8, GL-10, GL-12



## Captive Stabilizer

With patented "locking system provides additional lateral support for heavy loads.

PART NUMBER	AVAILABLE ON
37481GT - SLA set	SLA™-5, SLA-10, SLA-15, SLA-20, SLA-25, SLC™-12 (standard on SLC-18 and SLC-24)



## Flat Forks

Widen from 16 to 31 in (41 to 79 cm) to provide proper support, allow you to easily lift your load off of flat surfaces.

PART NUMBER	AVAILABLE ON
32566-SGT	SLA-5, SLA-10, SLA-15






### Boom Option - GL™

Capable of lifting up to 500 lb (227 kg) at 14 in (36 cm) and up to 300 lb (136 kg) at 20 in (51 cm) of reach.


PART NUMBER	AVAILABLE ON
37086GT	GL™-4, GL-8, GL-10, GL-12



### Standard Forks

Accommodate various loads for versatile lifting. Get an additional 21 in (53 cm) of lift by turning over and re-pinning the forks


PART NUMBER	AVAILABLE ON
35293-SGT	GL-4, GL-8, GL-10, GL-12
32906GT	SLA™-5, SLA-10, SLA-15, SLA-20, SLA-25
33984GT	SLC™-12, SLC-18, SLC-24



### Adjustable Forks

Widen from 11.5 to 30 in (28 to 76 cm) to accommodate diverse loads.

PART NUMBER	AVAILABLE ON
107161GT	SLA-5, SLA-10, SLA-15, SLA-20, SLA-25
33543-SGT	SLC-12, SLC-18, SLC-24



### Boom Option

Transforms your lift into a mobile, vertical crane or hoist to position tooling fixtures, circuit breakers, engines and more.

PART NUMBER	AVAILABLE ON
32567-SGT	All SLA and SLC



### Load Platform

Fits over the forks to handle odd-sized or heavy objects- no tools required for installation. Can also be used as a portable work table.

PART NUMBER	AVAILABLE ON
37148GT	GL-4, GL-8, GL-10, GL-12
32937GT	SLA-5, SLA-10, SLA-15, SLA-20, SLA-25
35021GT	SLC-12, SLC-18, SLC-24



### Fork Extensions

Insert onto standard forks for an additional 25 in (64 cm) of length

PART NUMBER	AVAILABLE ON
58158GT	All SLA and SLC





## Worldwide Manufacturing And Distribution

Australia · Brazil · Caribbean · Central America · China · France · Germany · Italy · Japan · Korea · Mexico  
Southeast Asia · Spain · Sweden · United Arab Emirates · United Kingdom · United States

Toll Free in USA/Canada **+1 (800) 536-1800** · Telephone **+1 (425) 881-1800** · Fax +1 (425) 883-3475

6464 185th Ave. NE, Redmond, WA 98052

Effective Date: January 2021. Product specifications and prices are subject to change without notice of obligation. The video, audio, photographs and/or drawings in this document are for illustrative purposes only. Refer to the appropriate Operator's Manual for instructions on the proper use of this equipment. Failure to follow the appropriate Operator's Manual when using our equipment or to otherwise act irresponsibly may result in serious injury or death. The only warranty applicable to our equipment is the standard written warranty applicable to the particular product and sale and we make no other warranty, express or implied. Products and services listed may be trademarks, service marks or trade names of Terex Corporation and/or their subsidiaries in the USA and many other countries. Genie is a registered trademark of Terex South Dakota, Inc. 2021 Terex Corporation.

