

Genie® GS™ -4655

Specifications

| Models | GS-4655 | |
|---------------------------------------------------------------|-------------|---------|
| Measurements | US | Metric |
| Working height max. - indoor ⁽¹⁾ | 51 ft 9 in | 15.95 m |
| Working height max. - outdoor ⁽¹⁾ | 27 ft 6 in | 8.55 m |
| A Platform height max. - indoor | 45 ft 9 in | 13.95 m |
| A Platform height max. - outdoor | 21 ft 6 in | 6.55 m |
| B Platform height - stowed | 5 ft 5 in | 1.64 m |
| C Platform length - outside | 9 ft 4 in | 2.84 m |
| C Platform length - outside, extended | 13 ft 4 in | 4.10 m |
| Slide-out platform extension deck - length | 4 ft | 1.22 m |
| D Platform width - outside | 4 ft 5 in | 1.35 m |
| Guardrail height | 3 ft 7.3 in | 1.10 m |
| Toeboard height | 6 in | 15 cm |
| E Machine Height - stowed (folding rails up) | 9 ft 1 in | 2.77 m |
| Machine Height - stowed (rails lowered) | 6 ft 6 in | 1.98 m |
| F Length machine - stowed (with ladder) | 10 ft 2 in | 3.11 m |
| Length machine - stowed, extended | 14 ft 2 in | 4.33 m |
| G Width | 4 ft 7 in | 1.40 m |
| H Wheelbase | 8 ft 1 in | 2.47 m |
| I Ground clearance (center) - pothole guards retracted | 5.9 in | 15 cm |
| I Ground clearance - pothole guards deployed | 0.75 in | 2 cm |

Productivity

| | | |
|-----------------------------------------------------|-------------|--------------|
| Max. platform occupancy (in/out) | 3/2 | |
| Lift capacity | 770 lb | 350 kg |
| Lift capacity - extension deck extended | 300 lb | 136 kg |
| Max. platform drive height | 45 ft 9 in | 13.95 m |
| Drive speed - stowed | 2.5 mph | 4.0 km/h |
| Drive speed - raised | 0.5 mph | 0.8 km/h |
| Gradeability - stowed ⁽²⁾ | 25 % | |
| Turning radius - inside/outside | 12 in/10 ft | 31 cm/3.05 m |
| Lifting speed - raise/lower | 92/58 sec | |
| Tilt sensor activation (front to back/side to side) | 3° / 1.5° | |
| Tires - solid non-marking | 15×5 in | 38×13 cm |

Power

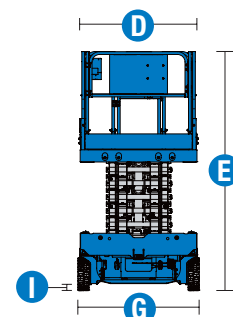
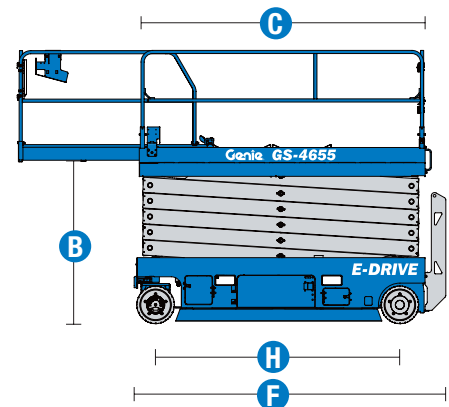
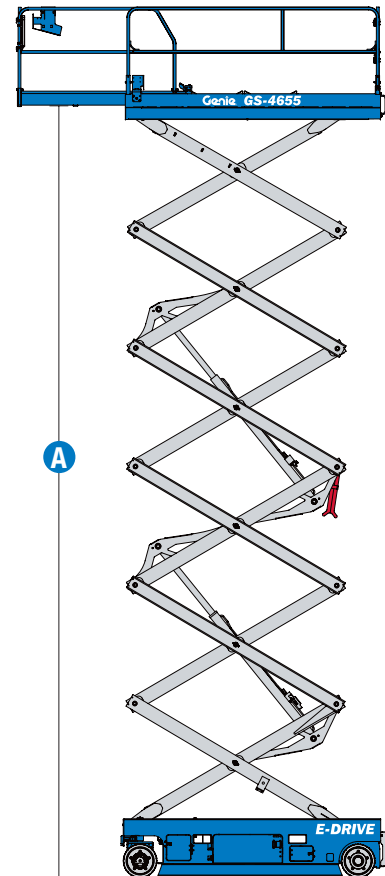
| | | |
|----------------------------|----------------------|--------|
| Power - FLA ⁽³⁾ | 24V DC (4×12V 300Ah) | |
| Power - AGM | 24V DC (4×12V 290Ah) | |
| Hydraulic tank capacity | 7.5 gal | 28.4 L |

Weight(4) and Floor Loading(5)

| | | |
|-------------------------------------------|----------|-----------|
| Weight | 8,160 lb | 3,701 kg |
| Weight max. (adding all possible options) | 8,160 lb | 3,701 kg |
| Tire load max. | 3,682 lb | 1,670 kg |
| Tire contact pressure | 210 psi | 1,451 kPa |
| Occupied floor pressure | 205 psf | 9.81 kPa |

Sound and Vibration Levels

| | | |
|---------------------------------------------|----------------------------|------------------------|
| Sound Pressure level (ground workstation) | < 70 dBA | |
| Sound Pressure level (platform workstation) | < 70 dBA | |
| Vibrations | < 8 ft 2 in/s ² | < 2.5 m/s ² |



(1) The metric equivalent of working height adds 2 m to platform height. US adds 6 ft to platform height.
 (2) Gradeability applies to driving on slopes and may vary depending on options and machine configurations. See operator's manual for details regarding slope ratings.
 (3) Subject to regional availability.
 (4) Weight refers to standard configuration and may vary depending on options and/or country standards.
 (5) Floor loading information is approximate and may vary depending on options and machine configurations. It should be used only with adequate safety factors.

Genie® GS™-4655

SKU: Standard Model

- **GS4655E1CE0004:** GS-4655, E-Drive, 110V
- **GS4655E1CE0003:** GS-4655, E-Drive, 220V

* Build to Order

| Option availability | | S | S+ | BtO |
|---------------------|------------------------------------------------------------|---|----|-----|
| Power | AGM Maintenance-free batteries | ✓ | ✓ | ✓ |
| | Rear recessed charger receptacle | ✓ | ✓ | ✓ |
| Platform | Folding rails, Full-height swing gate | ✓ | ✓ | ✓ |
| | Slide out extension deck | ✓ | ✓ | ✓ |
| | Power to platform, no RCBO | ✓ | ✓ | ✓ |
| | Power to platform with RCBO | | ○ | ○ |
| | Air line to platform | | | ○ |
| | Automotive-style horn | | ○ | ○ |
| | AC power to platform | ✓ | ✓ | ✓ |
| | Descent, tilt and motion alarm | ✓ | ✓ | ✓ |
| | Diamond plate platform deck | ✓ | ✓ | ✓ |
| | Dual LED flashing beacons | ✓ | ✓ | ✓ |
| | Electric horn | ✓ | ✓ | ✓ |
| | Lanyard attachment points | ✓ | ✓ | ✓ |
| | Platform control guard (PCON) | ✓ | ✓ | ✓ |
| | Platform load sense system | ✓ | ✓ | ✓ |
| | Proportional drive and lift | ✓ | ✓ | ✓ |
| | SmartLink dual zone control system | ✓ | ✓ | ✓ |
| Chassis | Lift Connect Telematics | | ○ | ○ |
| | Lift Connect with Access Manager upgrade | | ○ | ○ |
| | Eco32 biodegradable hydraulic oil | | ○ | ○ |
| | Lift Guard White Noise Alarm | | ○ | ○ |
| | Auxiliary platform lowering | ✓ | ✓ | ✓ |
| | Driveable at full height | ✓ | ✓ | ✓ |
| | Dual front wheel electric brakes | ✓ | ✓ | ✓ |
| | Dual front wheel sealed AC electric drive motors (E-Drive) | ✓ | ✓ | ✓ |
| | Electric brake release (E-Drive) | ✓ | ✓ | ✓ |
| | On board diagnostic system with battery charge indicator | ✓ | ✓ | ✓ |
| | Pothole protection | ✓ | ✓ | ✓ |
| | Side and rear fork pockets | ✓ | ✓ | ✓ |
| | Solid non-marking tires | ✓ | ✓ | ✓ |
| | Tech Pro Link connector | ✓ | ✓ | ✓ |
| | Tie-down and lifting points | ✓ | ✓ | ✓ |

- S Standard
- S+ Standard +
- BtO Build to Order
- ✓ Standard Features
- Options




Indoor & Outdoor Use



Max. Lift Capacity



E-Drive



Genie Genuine Accessories⁽¹⁾

- Lift Tools Work Tray
- Lift Tools Productivity Tools
- Lift Guard Safety Tools
- Tech Pro Link Handheld Device

⁽¹⁾ More accessories available from Genie Genuine Parts.

Product specifications are subject to change without notice or obligation. Photographs and/or drawings herein are for illustrative purposes only. Refer to the appropriate Operator's Manual for instructions on proper equipment use. Failure to follow instructions in the Operator's Manual may result in serious injury or death. The only warranty applicable to our equipment is the standard written warranty applicable to the particular product and sale and we make no other warranty, express or implied. Products and services listed may be trademarks, service marks or trade names of Terex Corporation and/or their subsidiaries in the USA and many other countries. Terex, Genie, Quality By Design, Xtra Capacity, Lift Power, Lift Guard, Lift Tools, Lift Connect and Tech Pro Link are registered trademarks of Terex Corporation or its subsidiaries.

08/25

