

Genie® ZX™ -135/70

Specifications

Models	ZX-135/70	
Measurements	US	Metric
Working height max. ⁽¹⁾	141 ft	43.15 m
Platform height max.	135 ft	41.15 m
Horizontal reach max. - riser extended	59 ft 2 in	18.03 m
Horizontal reach max. - riser retracted	69 ft 9 in	21.26 m
Up and over clearance max. - riser extended	75 ft 6 in	23.01 m
Up and over clearance max. - riser retracted	32 ft 6 in	9.91 m
Below ground reach	19 ft 3 in	5.87 m
A Platform length	3 ft/2 ft 6 in	0.91 m/0.76 m
B Platform width	8 ft/6 ft	2.44 m/1.83 m
C Height - stowed (tires)	10 ft 1.5 in	3.09 m
D Length - stowed (tires)	42 ft 5 in	12.93 m
E Width (axles retracted)	8 ft 2 in	2.49 m
E Width (axles extended)	12 ft 11 in	3.94 m
F Wheelbase (axles retracted)	13 ft 6 in	4.11 m
F Wheelbase (axles extended)	13 ft 6 in	4.11 m
G Ground clearance - center	1 ft 3 in	0.38 m

Productivity

Lift capacity max. - unrestricted	600 lb	272 kg
Platform rotation	160°	
Jib length	12/20 ft	3.66/6.10 m
Vertical jib rotation	110°	
Turntable rotation	360°	
Drive speed - stowed ⁽²⁾	3.0 mph	4.8 km/h
Drive speed - raised	0.68 mph	1.1 km/h
Gradeability - stowed ⁽²⁾	45%	
Tilt sensor activation (front to back/side to side)	4.5° / 4.5°	
Turning radius - inside/outside (axle retracted)	26 ft 4 in/32 ft 8 in	8.03 m/9.96 m
Turning radius - inside/outside (axle extended)	9 ft 6 in/20 ft 3 in	2.90 m/6.17 m
Tires (foam-filled)	445 D50/710	

Power

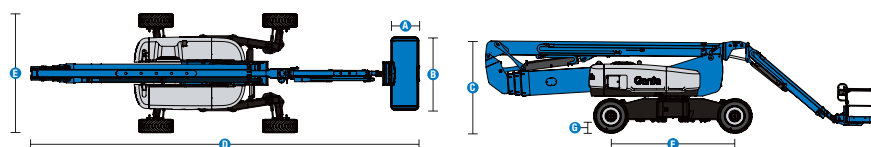
Power	Diesel
Auxiliary power unit	12V DC
Hydraulic tank capacity	65 gal / 246.1 L
Fuel tank capacity	40 gal / 151 L

Weight⁽³⁾ and Floor Loading⁽⁴⁾

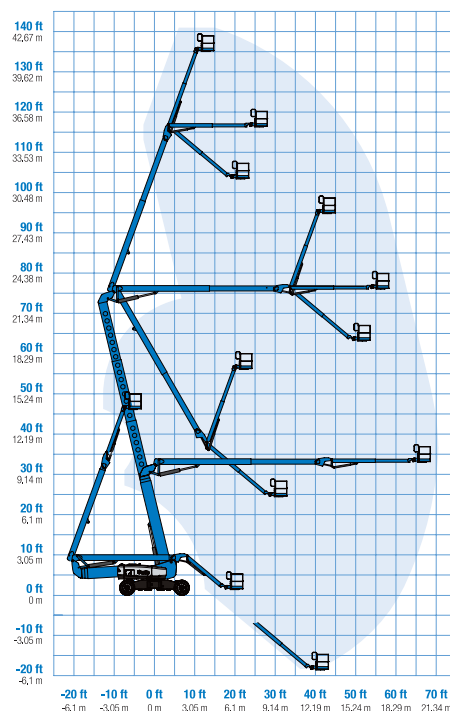
Weight (tires)	46,500 lb	21,092 kg
Tire contact pressure	130 psi	896 kPa
Occupied floor pressure (tires)	209 psf	9.99 kPa

Sound and Vibration Levels

Sound Pressure level (ground workstation)	85 dBA
Sound Pressure level (platform workstation)	74 dBA
Vibrations	8 ft 2 in/s ² / 2.5 m/s ²



Range of motion ZX-135/70



(1) The metric equivalent of working height adds 2 m to platform height. The imperial equivalent adds 6 ft to platform height.
 (2) Gradeability applies to driving on slopes and may vary depending on options and machine configurations. See operator's manual for details regarding slope ratings.
 (3) Weight refers to standard configuration and may vary depending on options and/or country standards.
 (4) Floor loading information is approximate and may vary depending on options and machine configurations. It should be used only with adequate safety factors.

Genie® ZX™ -135/70

SKU: Standard Model

• ZX135001AI0012: ZX-135/70, 4WD

* Build to Order

Option availability		S	S+	BtO
Power	74 hp, 55 kW, Deutz TD2011, Turbo Diesel, T4i/Stage IIIA	✓	✓	✓
	Cold weather package			○
	Diesel air intake pre-cleaner			○
	Diesel catalytic scrubber muffler (T4i/Stage IIIA)			○
	Positive air shutdown system			○
	Anti-restart engine protection	✓	✓	✓
	Auto engine fault shutdown	✓	✓	✓
	Auxiliary power unit	✓	✓	✓
	Engine gauge display	✓	✓	✓
	Platform	6ft/1.83m dual-entry platform with side swing gate		
8ft/2.44m tri-entry platform with side swing gate		✓	✓	✓
Dual axis joystick steering		✓	✓	✓
Thumb rocker steering				○
Air line to platform				○
Control box covers				○
Lift Guard Full Mesh panels				○
Lift Guard Half Mesh panels				○
Light Package: drive and work lights				○
Platform auxiliary top rail				○
3kW AC Generator, 110V/60Hz				○
3kW AC Generator, 220V/50Hz				○
12kW Welder ready				○
AC Power cord to platform		✓	✓	✓
Drive enable system		✓	✓	✓
Horn		✓	✓	✓
Jib Extend 12-20ft/3.66-6.10m		✓	✓	✓
Lift Guard Contact Alarm		✓	✓	✓
Lift Tools Work Tray		✓	✓	✓
Platform load sense system		✓	✓	✓
Proportional controls		✓	✓	✓
Self-leveling platform		✓	✓	✓
Telescoping riser for up and over	✓	✓	✓	
Travel alarm package: flashing beacons, descent, travel and tilt alarms	✓	✓	✓	
Chassis	Lift Connect Telematics			○
	Lift Connect with Access Manager upgrade			○
	Biodegradable hydraulic oil			○
	Cold weather hydraulic oil			○
	Fire resistant hydraulic oil			○
	Rough terrain, foam-filled tires	✓	✓	✓
	Deluxe hostile environment kit			○
	Hostile environment kit			○
	2 speed wheel motors	✓	✓	✓
	4 wheel high angle steer	✓	✓	✓
	Chassis tilt drive function cut-out	✓	✓	✓
Hour meter	✓	✓	✓	
Hydraulic oil cooler	✓	✓	✓	
Mini XChassis extendable axles	✓	✓	✓	

Positive air shutdown Deutz engines only

- S Standard
- S+ Standard +
- BtO Build to Order
- ✓ Standard Features
- Options




20ft/6.10m Jib-Extend



Mini XChassis



>75ft/23m Up and Over



Genie Genuine Accessories⁽¹⁾

- Lift Tools Productivity Tools
- Tech Pro Link Handheld Device

(1) More accessories available from Genie Genuine Parts.

Product specifications are subject to change without notice or obligation. Photographs and/or drawings herein are for illustrative purposes only. Refer to the appropriate Operator's Manual for instructions on proper equipment use. Failure to follow instructions in the Operator's Manual may result in serious injury or death. The only warranty applicable to our equipment is the standard written warranty applicable to the particular product and sale and we make no other warranty, express or implied. Products and services listed may be trademarks, service marks or trade names of Terex Corporation and/or their subsidiaries in the USA and many other countries. Terex, Genie, Quality By Design, Xtra Capacity, Lift Power, Lift Guard, Lift Tools, Lift Connect and Tech Pro Link are registered trademarks of Terex Corporation or its subsidiaries.

04/22